

MCH 91-142-3-4

# YOU

## YOUR VOTE

### AND THE ELECTIONS





## **A BLACK SASH PUBLICATION**

Produced on behalf of the Independent Forum for Electoral  
Education

This is a teaching book and the Black Sash and the Independent Forum for Electoral Education (IFEE) hope that many people will have the chance to read it and study it with other people. For this reason, any one can make copies of it, or quote from it, or translate it into any other languages. We only ask you to make sure that any translation made is accurate and does not change the meaning of what we have written.

Please share this book and teach other people about voting.

This booklet is also available in Afrikaans, Sepedi, Sesotho, Setswana, Tsonga, Venda, Xhosa and Zulu.

More copies of the book can be ordered from:

### **Black Sash**

Box 2827

JOHANNESBURG 2000

☎ 834-8361 (011)

### **IFEE**

Box 7748

JOHANNESBURG

☎ 836-8061 (011)

It is distributed free of charge to individuals and IFEE organisations.

Published by: Gille de Vlieg, Black Sash, 25 Anderson Street,  
Johannesburg

February 1994

**ISBN 0-9583786-9-X**

# CONTENTS

<b>Background</b> .....	4
<b>About Elections</b> .....	6
<b>The New Parliament</b> .....	7
<b>The Opposition</b> .....	9
<b>The Constitutional Assembly</b> .....	11
<b>The New Provinces</b> .....	12
<b>The Provincial Legislatures</b> .....	13
<b>The Election</b> .....	15
<input type="checkbox"/> What the vote can do for you.....	15
<input type="checkbox"/> What the vote cannot do for you.....	17
<input type="checkbox"/> Boycott of the Election.....	18
<b>Who will organise the Election?</b> .....	19
<input type="checkbox"/> What is a free and fair Election?.....	20
<input type="checkbox"/> How will we make sure that this election is free and fair?.....	22
<b>The Code of Conduct</b> .....	24
<b>You and Your Vote</b> .....	28
<input type="checkbox"/> Who can vote?.....	28
<input type="checkbox"/> Who cannot vote?.....	28
<input type="checkbox"/> What documents must you have?.....	29
<b>Election Day</b> .....	32
<input type="checkbox"/> Voting Stations.....	33
<input type="checkbox"/> At the Voting Station.....	34

<b>Inside the Voting Station</b> .....	36
<input type="checkbox"/> Show your ID .....	36
<input type="checkbox"/> Check hands.....	37
<input type="checkbox"/> Mark hands.....	37
<input type="checkbox"/> Get ballot paper.....	38
<input type="checkbox"/> Make a mark on the ballot paper.....	40
<input type="checkbox"/> Put ballot in box.....	41
<input type="checkbox"/> Leave Voting Station.....	43
<b>One Ballot Paper or Two?</b> .....	44
<b>People who need help</b> .....	46
<b>Special Votes</b> .....	48
<b>Counting the Votes</b> .....	49
<b>Announcing the Results</b> .....	50
<b>Conclusion</b> .....	51
<b>Appendix: How to Get an Identity Document</b> .....	52



# BACKGROUND

---

Being able to **vote** is a **democratic right**. All citizens are entitled to choose their leaders and their government. This is what democracy is about.

Even though in the past in South Africa, some people have been able to choose the leaders of their church groups, trade unions or civics, the majority of South Africans have been denied the right to choose their government.

Now for the first time all the people of South Africa who are 18 years and over will be able to vote and to choose their government.

**N.B. All the citizens of Transkei, Bophuthatswana, Venda and Ciskei became citizens of South Africa again on 1st January 1994. They will be able to vote with everyone else for the new government of South Africa. They will be part of South Africa again.**



As a result of all the negotiations held between different parties we now have a new Constitution for the next five years. This is called the “**interim**” **Constitution**.

We also have a **Bill of Rights** in the Constitution which will protect all the people from discrimination and injustice.

A **Transitional Executive Council (TEC)** consisting of one person from each of the parties which wants to join has been appointed.


The **TEC** has been given the task of preparing South Africa for democracy.

One of the first things the **TEC** did was to appoint the **Independent Electoral**

**Commission** - the **IEC** -

which will run the elections and decide whether they have been free and fair.

All these things will be explained later in this booklet which is about voting to elect South Africa's first democratic government.



# ABOUT ELECTIONS

---

## WHAT IS AN ELECTION?

It is the special occasion when all adults in a country choose the Government.

The **Government** is the group of people who run the country.

Elections for a Government are usually held every four or five years. This is what is meant by “**regular elections**” which are a very important part of democracy.

The holding of regular elections means that people can change a bad government which is not doing what they want it to do.

## WHAT IS SPECIAL ABOUT THIS ELECTION?

This election will be the first **democratic election** South Africa has ever had.

## WHAT WILL WE BE VOTING FOR?

We will all be voting together for a new **Parliament** and nine **Provincial Legislatures**. (The word “legislature” is another word for a parliament. It means the group or body of people who make new laws.)



# THE NEW PARLIAMENT

---

The new Parliament will consist of the **National Assembly** and a **Senate**.

**The National Assembly** will have 400 people in it. 200 of these will be representatives of the new Provinces. The other 200 will be national representatives.

**The Senate** will have 90 people in it. There will be 10 representatives from each of the nine new Provinces.

(For an explanation of the new Provinces see page 12).

**The President** of South Africa will be chosen by the National Assembly. He or she must be one of the people who has been elected to the Assembly. Probably the first President will be the leader of the party which has won the most votes in the election.

There will also be two or three **Executive Deputy Presidents**. One of them will also come from the party which won the most votes in the election.

**The Cabinet** will consist of the President, the Deputy Presidents, and not more than 27 Ministers.

The word "Ministers" here has nothing to do with the Church.

The Ministers of a government are the people chosen from the elected members of the Parliament to control different government departments e.g. the Minister of Foreign Affairs, the Minister of Finance, the Minister of Defence.


The Ministers in the new cabinet must all be elected members of the National Assembly.

In this first government of a democratic South Africa the Cabinet Ministers will be chosen according to the number of seats in the National Assembly which each political party has won in the elections.

Every party which has won 20 seats or more will be entitled to at least one Cabinet Minister.

This will be the **Government of National Unity**.

It just means that every political party which has proved that it has many supporters has a share in the Government for the next five years.



# THE OPPOSITION

---

BUT, the small parties which get less than 20 seats in the National Assembly are very important.

They will not be part of the Government but will be the **Opposition** in the National Assembly.

**The Opposition** in a democracy are those people who ask questions in Parliament, who criticise the Government if it does not do what it has promised to do, who expose the wrong things a Government may have done, and who will fight the next election hoping to win enough seats to be the Government next time.

That is another reason why regular elections are very important.



Any country which does not have regular elections is not a democracy.

After the election when the results are announced, the supporters of the parties which have won many seats will sing and dance for joy.

But the supporters of the small parties which will be the Opposition should also sing and dance because they have won seats in the Parliament and have a very important job to do.

**VIVA!**



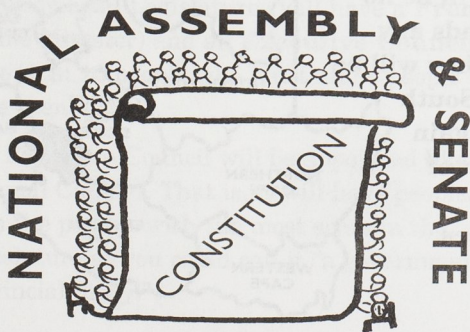
# THE CONSTITUTIONAL ASSEMBLY

---

Usually the National Assembly and the Senate will meet separately in different halls or “chambers.”

But sometimes the 400 representatives in the National Assembly and the 90 representatives in the Senate will meet together in one place to discuss the making of a new permanent Constitution for South Africa.

When the representatives all meet together for this purpose they will form the **Constitutional Assembly**. This means that the permanent Constitution for South Africa will be made by people who have been chosen by us to do this job. They will be people who have been **elected**.



# THE NEW PROVINCES

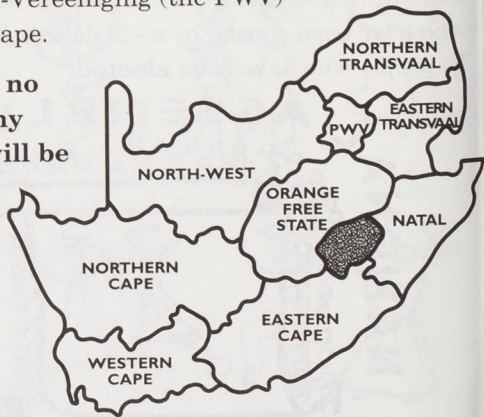
In the past South Africa has had four Provinces - the Cape, the Orange Free State, Natal and the Transvaal.

Now there are going to be nine Provinces.

It is mainly the Transvaal and the Cape which will be divided up into smaller Provinces because they are so big at the moment.

The new Provinces will be Natal, Northern Cape, Northern Transvaal, North-West (parts of Northern Cape and Western Transvaal,) Eastern Cape, Eastern Transvaal, Orange Free State, Pretoria-Witwatersrand-Vereeniging (the PWV) and Western Cape.

**There will be no homelands any more. They will be part of South Africa again and part of the new Provinces.**



# THE PROVINCIAL LEGISLATURES

---

At the elections we will also be voting for the **Provincial Legislatures** (or you can call them the provincial parliaments.)

These provincial parliaments are very important because they will be able to make laws about development, health, welfare, education, housing, transport and many other things. These laws will be for the people who live in that Province.

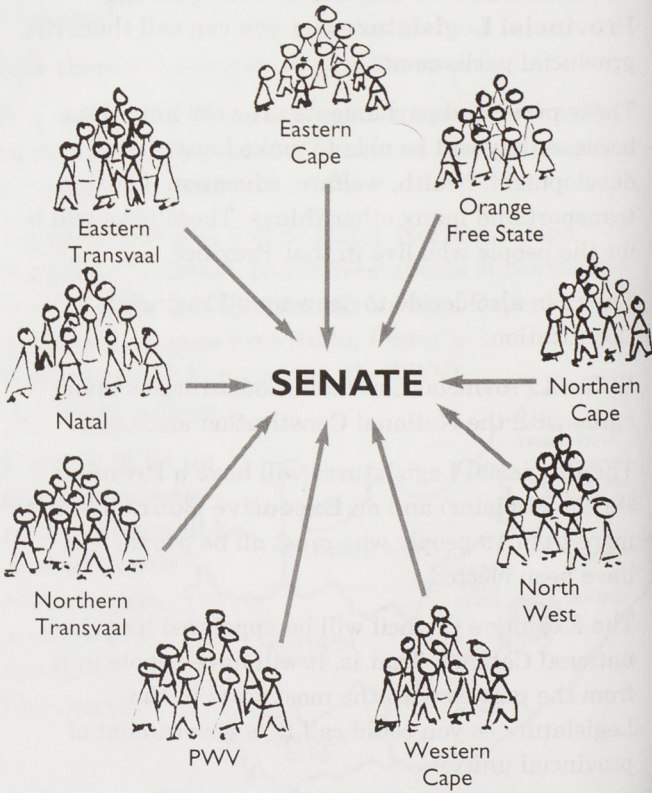
They can also decide to draw up a Provincial Constitution.

**BUT** all Provincial Laws and Constitutions must agree with the National Constitution and Laws.

The Provincial Legislatures will have a **Premier** (Prime Minister) and an **Executive Council** of not more than 10 people who must all be people who have been elected.

The Executive Council will be appointed like the national Cabinet. That is, it will have people in it from the parties with the most seats in the Legislature so you could call it “a government of provincial unity.”

The first task of a Provincial Legislature after the election is to choose the 10 people who will represent that Province in the Senate. (See page 7.)





# THE ELECTION

---

The election will be on Wednesday 27th April 1994 and Thursday 28th April 1994.

## **Wednesday 27th April will be a public holiday.**

This is to make sure that everyone can have a chance to go to the voting stations to cast their vote.

If you need a special vote (see page 48) then you can vote on Tuesday 26th April.

## **WHAT THE VOTE CAN DO FOR YOU**

Before the election each political party will make promises about what it will do for the country and for all the people.

Perhaps you will choose to vote for one of the large parties that promises to do the things which you think will be best for you and for South Africa.

Your vote will help to get the **Government** that you think will be best for South Africa.

Some people will decide to vote for a small party because they want a strong **Opposition**.

Remember  
your vote is  
important



**It will decide what our new Parliament and the Provincial Legislatures will be like.**

Remember that people who are elected to a Parliament or Legislature are responsible and accountable to **you the voter**. They should try to make sure that the promises they made are carried out.

After the elections they should come to meetings to report back to you and other people and to get your opinions.

If they do not do what they promised to do, you do not have to vote for them again in the next election.

**The government is responsible and accountable to the voters**

## WHAT THE VOTE CANNOT DO FOR YOU

South Africa has many problems of poverty, lack of jobs, lack of education and skills, lack of housing.

The new Government will not be able to provide houses and jobs immediately.


These things will not be provided on the day after the election.

No Government in any country can do everything by itself.

The ordinary citizens will still need to do more than just vote in order to change things.

We all have to go on working very hard to make sure that South Africa becomes a just society with peace and security for everyone.

The difference is that we will be able to work in co-operation with the new Government because it will be accountable to us and it will have to make laws which promote development and justice.

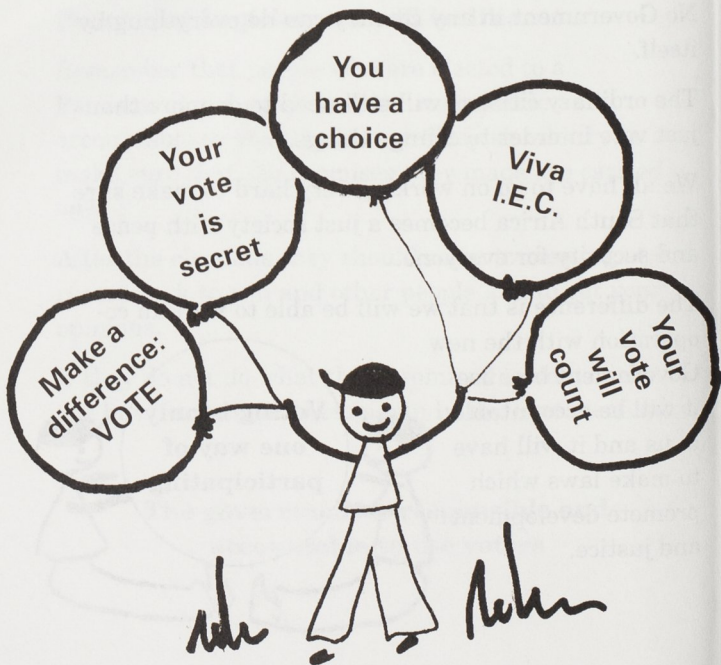


## BOYCOTT OF THE ELECTION

Some people are saying that they will boycott the election. They will try to persuade other people not to vote.

**That is their democratic right.**

Remember that **it is your democratic right** to choose to vote or to choose not to vote.



# WHO WILL ORGANISE THE ELECTION?

---

**The Independent Electoral Commission - the IEC** - will organise the election.

There are eleven South Africans on the Commission.

Judge Johan Kriegler is the chairperson with Adv Dikgang Moseneke as the vice-chairperson.

Other members are the Rev Frank Chikane, Dr Oscar Dhlomo, Ms Helen Suzman, Mr Johan Heyns, Ms Rosie Jager, Ms Dawn Mokhobo, Mr Charles Nupen, Mr Ben van der Ross, and Adv Zach Yacoob.

They are people we can all trust and they were chosen by the TEC which represents all the parties who wanted to participate in it.

There are also five people from other countries on the Commission. They can participate in the Commission's meetings but they cannot vote on its decisions.

The IEC will appoint all the election **monitors** and **officials**. It will supervise the whole election process and register **observers** from South Africa and from other countries.

It will supervise the counting of the votes to make sure that there is no cheating.

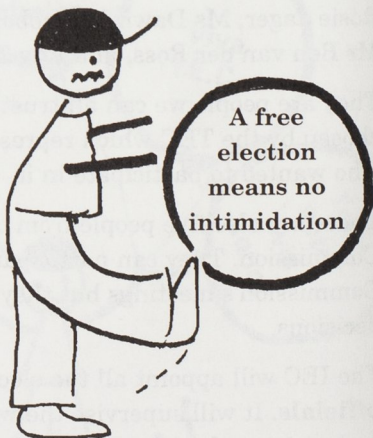
Its job is to make sure that the election is **free and fair**.

## **WHAT IS A FREE AND FAIR ELECTION?**

An election is **free** if you, the voter, have the freedom to vote for the party of your choice without being afraid of interference or intimidation or threats from anyone.

All the parties should also be able to hold meetings freely without being disrupted and without intimidation.

**There must be no “no-go” areas and no prevention of any party’s meetings anywhere.**

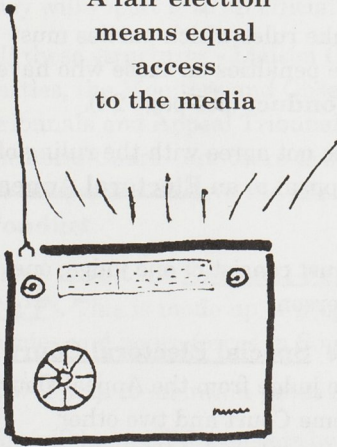


An election is **fair** if all the parties have the same opportunities to explain their policies at meetings, to advertise in the newspapers and on radio, to put up posters, and to have their representatives appear on TV.

All parties must have equal time to speak on radio and TV.

The **Independent Media Commission** will make sure of that.

A fair election  
means equal  
access  
to the media



## HOW WILL WE MAKE SURE THAT THIS ELECTION IS FREE AND FAIR?

The IEC will appoint **Monitors** all over the country. Anyone who has any complaints about intimidation, any refusal to be allowed to hold meetings, or about no-go areas can complain to a monitor.

The monitor will either try to negotiate the dispute with a **Party Liaison Committee** or, if that fails, take the complaint to an **Electoral Tribunal**.

There will be many Electoral Tribunals. They might have one or more persons on them but each of them must have a lawyer as chairperson.

These tribunals can make rules which parties must obey or they can impose penalties on those who have violated the **Code of Conduct** (see page 24).

If a person or party does not agree with the ruling of the tribunal they can appeal to an **Electoral Appeal Tribunal**.

The Appeal Tribunal must consist of one judge, one lawyer and one other person.

The last appeal is to the **Special Electoral Court**. The Court will have one judge from the Appeal Court, two judges of the Supreme Court and two other members, one of whom must be a lawyer.



The Special Electoral Court can also review decisions of the IEC.

The IEC will also register many **Observers**. These observers will be South Africans who are trusted in their own communities and people from other countries who want to help us with our election.

Observers will not be paid but will have some kind of armband or vest or special T-shirt so that they can be easily recognised.

If these observers see anything that is wrong, such as intimidation or someone interfering with a voter, they will report it to an official or monitor.

All these structures - Liaison Committees of the parties, the Monitors and Observers, the Electoral Tribunals and Appeal Tribunals, and the Special Electoral Court - are there to see that everyone and all the parties observe the **Electoral Code of Conduct**.

There is also the **National Peacekeeping Force (NPF)**. This is made up of people from the different armies and police forces in South Africa.

It will help to maintain peace and order.

You will know NPF members by their blue caps. You can ask them for protection if there is trouble in your area.

## THE CODE OF CONDUCT

There have been Codes of Conduct before in South Africa. For example, when a boycott or march or stayaway has been planned, different groups have agreed **voluntarily** to behave well and not to use violence.

The Electoral Code of Conduct is different because it is **compulsory**.

It is in the law and all parties and their supporters **must** obey it.

Even political organisations which do not register to fight the elections because they want to boycott **must** obey this Code.

If they do not obey it they can be made to pay a fine of up to R100 000, or they can have some of their time on radio and TV taken away, or they can be forbidden to hold meetings or to put up posters and to distribute pamphlets, or they can have their State funding taken away.

In cases where a party has used serious intimidation or violence the registration of the party can be cancelled and the party's name will be taken off the ballot paper so it will not be able to participate in the election at all.

All the parties which are fighting the election must give the Code wide publicity so you will see articles and advertisements and you will hear about it at meetings. We list the most important things in it:

All parties

- \* **must** condemn violence and intimidation and must not use violence or intimidation;
- \* must **not** allow guns or other weapons to be carried at political meetings, marches or demonstrations;
- \* must **not** tell lies about parties or their representatives;
- \* must **not** say things about other parties which would make people very angry;
- \* must **not** prevent other parties from holding meetings or visiting people to seek support;

# YOU AND YOUR VOTE

---

## WHO CAN VOTE?

In order to vote you must be **18 years old** or over.

If you are 18 years or more you can vote if you are:

- \* a **South African citizen** - remember that this now includes the citizens of the TBVC states.

If you are **not** a South African citizen you can vote if **one** of the following applies to you:

- \* you have a permanent residence permit to stay in South Africa;
- \* you live in South Africa and are married to a South African citizen;
- \* you live in South Africa and are the child of a South African citizen;
- \* you are a person who came to South Africa before 31st December 1978 and have lived here since that time;

## WHO CANNOT VOTE?

People who have been declared by a Court to be “of unsound mind,” or confined to an institution as being

mentally ill or drug dependent **cannot** vote.

People who are in prison at the time of the election because they have been sentenced to imprisonment without the option of a fine for serious crimes like murder, rape, kidnapping, fraud, corruption and bribery **cannot** vote.


People who are in prison at the time of election because they have not been able to pay their fines, or because they are awaiting trial or because they were convicted of less serious offences **can** vote. (See Special Votes on page 48.)

## **WHAT MUST YOU HAVE IN ORDER TO BE ABLE TO VOTE?**

You must have **one** of the following documents if you want to vote and you **must** take it with you when you go to vote:

- \* an **Identity Document** (ID)

this can be one of the new small green IDs or any identity document issued before 1986 to coloured, asian and white people



- \* a **temporary identity certificate** - issued by Home Affairs
- \* an old **Reference Book**
- \* **Identity documents issued by the TBVC states.**

If you do not have any of these documents in time for the election you can apply for a **temporary voter's card**.

The IEC will issue these cards but people who apply for them will have to have some proof that they are people who are allowed to vote (see page 28) .

When you apply, take with you a birth certificate or a baptismal certificate, clinic cards, old house permits, letters from your primary school, letters from past employers. You should take with you some responsible person who has an ID and can make an affidavit that she or he knows you very well and knows that you qualify to vote.

The temporary voter's card will contain your full name, date of birth and your photograph.

If you lose your ID just before the election you will be able to get a temporary voter's card but it will help if you have your ID number. If you have that you do not need any other proof.


(For information on how to apply for an ID see page 52.)

If you are a South African citizen but you are in another country at the time of the election you will be able to vote at a **foreign voting station**. This will probably be at an Embassy or Consulate. You must take your **passport** with you if you are voting at a foreign voting station.

### Now is the time to get your ID

**You do not have to belong to any political party in order to vote.**

**You do not have to carry any party membership card in order to vote.**



# ELECTION DAY

---



On election day there will be a great feeling of excitement and the streets will be very busy BUT **no public demonstrations or marches will be allowed for 48 hours before voting begins until after voting is finished.**

**no public political meetings or rallies will be allowed in the 12 hours before voting begins until after the voting is finished.**

Voting will take place from 7 o'clock in the morning to 7 o'clock in the evening.

Try and plan to go to vote as early as possible because many people will be voting, and the queues will be very long so it is a good idea to eat and drink something before you leave.

The IEC will arrange for drinking water and toilets at all the voting stations but you should take something to eat in case you get hungry.





You should also take a hat or an umbrella in case the sun is hot, and a blanket or jersey because April weather can be cold especially when it starts to get dark.

## **REMEMBER TO TAKE YOUR ID!**

**Transport** should be easily available. Because the 27th April will be a public holiday, taxis and buses will be able to take people to the nearest **Voting Station** and back again.

There will be **monitors** and **observers** and members of the **National Peacekeeping Force** and the **SAP** all watching to make sure that there is no disruption of transport and no intimidation or violence.

Perhaps you will be near enough to a Voting Station to be able to walk to it. Many people will be walking with you but remember that **marches will not be allowed** so do not toyi toyi or sing political songs. If you think the walking is becoming a march go another way.

## **VOTING STATIONS**

There will be many **Voting Stations**.

These will be at places like schools, community halls, churches or large tents.

If you live in a far away rural area or on the farms there may be mobile Voting Stations which travel around to where the people are.

Look for posters and pamphlets from the beginning of April to tell you where your nearest Voting Station is or what time a mobile Voting Station will come to your area.

If you cannot find out you can ask any Home Affairs office, or any office of the IEC, or any Magistrate's office, or any monitor in your area.

## **AT THE VOTING STATION**

When you get to the **Voting Station** you will see long queues but it should all be quiet and orderly.

For quite a long way around the building or tent where the actual voting takes place no political party representatives will be allowed and there will be no political activity.

The only people allowed will be monitors and observers who are registered with the IEC, the election officials, and Party Voting Agents, and people who have come to vote.

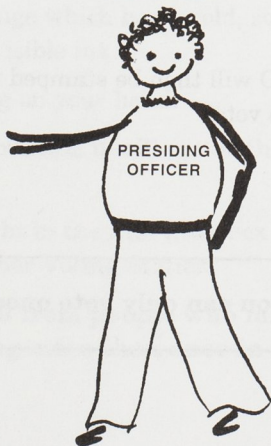

**Party Voting Agents** are members of political parties who are fighting the election. Their job is to watch each other and the officials to make sure there is no cheating. Because of them and the independent monitors and observers you can feel quite safe in casting your vote.

They are there to make sure that no one tries to intimidate you and that your vote is your own choice and that **your vote is your secret**. No one else will ever know who you voted for unless you choose to tell them.

The person in charge of the Voting Station is called the **Presiding Officer**.

Everyone in the Voting Station must obey her or his orders.

If you have any complaints about anything that happens in a Voting Station you must tell the Presiding Officer or a monitor.



# INSIDE THE VOTING STATION

---

Please look at the picture of the Voting Station.

## **SHOW YOUR ID (see no. 1 in the picture)**

When you enter the building or tent which is the actual Voting Station you will be asked to show your ID or other document to an official. She or he will look at it to make sure it is a proper document and not false. The official will also check to see that there is no stamp in it to show that you have already voted.

Your ID will then be stamped to show that you have been to vote.

**You can only vote once on election day**

## **CHECK HANDS (see no. 2 in the picture)**

Then you will be asked to put your right hand into a little box.

This box has a light in it that will show whether you have voted before in this election.

If you are trying to cheat and have already voted you will be told to leave the Voting Station immediately.

## **MARK HANDS (see no. 3 in the picture)**

If you have not voted before your hand will be placed gently in a kind of open box.

In the box there is a sponge which has a cold, soft, wet feel and contains invisible ink.

You will not see anything on your hand.

It will not do you any harm and it will not be there after a week.

It will show up in the light in the first little box if you try to vote again at another Voting Station.

**This is to protect us all from people who might want to cheat by voting more than once in the election.**

NO ONE ELSE CAN SEE THIS INK. IT CAN ONLY BE SEEN UNDER THE LIGHT IN THE BOX AT THE VOTING STATION. DO NOT BELIEVE ANYONE WHO IS TRYING TO INTIMIDATE YOU NOT TO VOTE BY TELLING YOU THAT HE CAN SEE THE INVISIBLE INK. NO ONE CAN SEE IT.

**GET BALLOT PAPER** (see no. 4 in the picture)

















After your ID has been stamped and your hand marked you will be given your **ballot paper**.

The **Ballot Paper** will show all the parties who have registered to fight the election.

It will give the full name of the parties, the party symbol, the party acronym, and a photograph of the leader of the party. (**Acronym** means the short name of the party e.g. DP for the Democratic party, CP for the Conservative party, IFP for the Inkatha Freedom party, PAC, ANC, NP).

(**N.B.** If there are two ballot papers please see page 44.)

The ballot paper will look something like this:

<b>DIKWANKWETLA PARTY OF SOUTH AFRICA</b>		<b>DPSA</b>	
<b>INKATHA FREEDOM PARTY</b>		<b>IFP</b>	
<b>NATIONAL PARTY</b>		<b>NP</b>	
<b>PAN AFRICANIST CONGRESS</b>		<b>PAC</b>	
<b>XIMOKO PROGRESSIVE PARTY</b>		<b>XPP</b>	
<b>AFRICAN NATIONAL CONGRESS</b>		<b>ANC</b>	
<b>CONSERVATIVE PARTY</b>		<b>CP</b>	
<b>DEMOCRATIC PARTY</b>		<b>DP</b>	

There is an official mark on the back but that is there to prove that it is a genuine ballot paper and that no one can try to put a lot of false ballot papers into the ballot box.

## **MAKE A MARK ON THE BALLOT PAPER** (see no. 5 in the picture)

You will then be shown where to move forward to a **Voting Compartment** which is a little bit like a telephone booth.

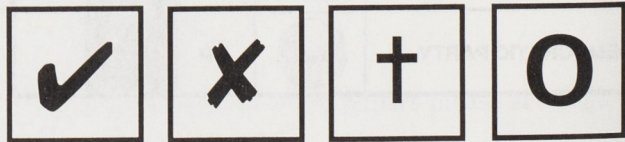
It has a shelf and a pencil and sides so that no one can see what you are doing.

Spread your ballot paper on the shelf and look at it carefully. You will recognise the name or short name or symbol of the party you have decided to vote for.

Take the pencil and **make your mark carefully inside the square next to the name of the party you want to vote for.**

You can make a **cross** or a **tick** or any other mark you like, but **the mark must be inside the square.**

A cross or a tick are the best marks to make because they are easy to count.



**Make only one mark in one square.**



**If you make more than one mark in more than one square your vote will not be counted.**

If you make a mistake in making your mark you can take your ballot paper back to the Presiding Officer and ask her or him to give you another ballot paper. He or she will cancel the first one and give you a new one if he or she is convinced that you have made a genuine mistake.

**You cannot take your ballot paper back to her or him and ask if you have voted correctly. No one is allowed to give you that kind of advice.**

After you have put your cross or tick in the square on the ballot paper fold the ballot paper in half with **your mark on the inside** and the **official stamp on the outside**.

Do **not** fold it more than once. The official stamp must be able to be seen.

**PUT BALLOT IN BOX** (see no. 6 in the picture)

Then you move from the voting compartment to the **ballot box**. Don't worry. There will be observers and monitors and officials to show you which way to move all the time.

The **ballot box** is a bit like a post box. Once your ballot paper has been "posted" through the slot no one can pull it out again.

A security person will be guarding the box. Observers and voting agents will also be watching all the time to make sure that you post your ballot paper in the ballot box and that no one will interfere with you.



**Your vote is your secret**

## LEAVE THE VOTING STATION

After you have put your ballot paper into the ballot box you must walk out of the building or tent and move away from the Voting Station as soon as you can so that you do not get in the way of the people who are behind you in the queue.

If there are crowds of people waiting outside the Voting Station it might stop others from being able to vote because it will make the queue move slowly.

YOU DO NOT HAVE TO ANSWER ANY QUESTIONS FROM ANYONE ABOUT HOW YOU VOTED.

**No one can know how you voted.**

Your employer, or your husband, or your Chief, or any party representative will be committing an offence if she or he tries to force you to vote in any way they want, or to force you to tell him or her how you voted.

AFTER THE ELECTION YOU DO NOT HAVE TO TELL ANYONE HOW YOU VOTED.

# ONE BALLOT PAPER OR TWO?

---

As this small book is being written at the beginning of February 1994 there is much talk about whether we should have one ballot paper or two ballot papers for each voter. We do not yet know what the answer will be.

If there are two ballot papers one will be for you to vote for the Party you want to choose for the **National Assembly**.

The other one will be for you to vote for the Party you want to choose for the **Provincial Legislature** in the Province where you are voting on election day.

**The reason for having two ballot papers is that some people might want to vote for one Party for the national Parliament but want to choose another Party for their Provincial Legislature.**

The two ballot papers might not look the same as each other. The names of the Parties might be in a different order.

On the Provincial ballot paper there might be names of Provincial Parties which do not want any seats in the National Assembly.

We do not know any of these things yet and we do not know exactly what will happen.

Here are some things you can be sure of if there are two ballot papers:

- **You do not need to worry.** There will be many electoral officials in the voting centres to tell you what to do with the second ballot paper.
- The IEC will publish all the information you need long before the election.
- **The SECOND BALLOT PAPER is not for you to show your "SECOND CHOICE".**
- You can put your mark against the same Party on both ballot papers if you want that Party to represent you in the National Assembly and your Provincial legislature.
- If you want to choose a different Party for your Provincial Legislature from the one you have chosen for the National Assembly you can put your mark against the Party you want for the National Assembly on the first paper and then you can put your mark against the Party you want for the Provincial Legislature on the second paper.

**THERE IS NO SUCH THING AS A SECOND CHOICE IN THESE ELECTIONS.**


**Choose the party you want to represent you in the National Assembly.**

**Choose the Party you want to represent you in your Provincial Legislature.**

# PEOPLE WHO NEED HELP WITH VOTING

---

**Blind people and disabled people and people who cannot read or write** can ask the Presiding Officer to help them to vote. They can also ask the Presiding Officer to allow a person who has come with them to the Voting Station to help them.



The Presiding Officer can agree to this if the person with them is allowed to vote in the election.

If the Presiding Officer helps a blind or disabled person two agents from different political parties must watch to make sure that the Presiding Officer places the mark exactly where the voter wants it to be.

## **DO NOT BE LATE FOR THE ELECTION**

ELECTION HOURS ARE 7 O'CLOCK IN THE MORNING UNTIL 7 O'CLOCK AT NIGHT. IF YOU DO NOT COME TO THE VOTING STATION IN TIME YOU WILL NOT BE ABLE TO VOTE.

**Do not be late**



**HEAL OUR LAND**


# SPECIAL VOTES

---

If you are in hospital on election day, or in an old age home, or in prison (see page 29 for which prisoners can vote,) or bedridden at home, or pregnant you will be able to cast a **special vote**.

Special votes can only be made **on Tuesday 26th April 1994**. The Presiding Officer will bring the Voting Station with all the officials, party agents and observers to all the hospitals and prisons and old age homes in his or her area.

If you are bedridden at home you must ask someone who looks after you to go to any office of the IEC or Home Affairs or Magistrates Court before the election to ask for the Presiding Officer to come to your house. You can also ask any political party to arrange this for you.





# COUNTING THE VOTES

---

The Voting Stations will all be closed at 7 o'clock in the evening on Thursday April 28th.

The ballot boxes will be taken under guard and watched by party Voting Agents and Observers to **Counting Stations.**

The votes will then be counted very carefully. No one can cheat at this counting because it is watched all the time by Monitors and Observers and party Voting Agents.

Every ballot paper is checked to make sure it is an official ballot paper.

The count will take quite a long time. In some of the bigger Provinces with large rural areas it will take time for the ballot boxes to be taken to the Counting Stations.

After the counting is finished the results from each Counting Station will be sent to the IEC.

# Appendix

---

## HOW TO GET AN IDENTITY DOCUMENT (ID)

1. To get an ID a person should go to the nearest office of the Department of Home Affairs.
2. You need two passport photographs. There is usually a photographer at or near the Home Affairs office so it is easy to get the passport photographs which will be ready while you wait. For this election the photographs will be taken free of charge if you cannot afford to pay.
3. A form has to be filled in, but if you cannot do that yourself the clerk will do it. Make sure that the clerk fills in the form in the way you want.
4. Your fingerprints will be taken. (This is now for all South Africans.)
5. If you still have an old Reference Book, take that with you as it makes things quicker.
6. If you have never had a Reference Book or ID before, you will be asked for proof of your birth. The best proof of birth is your birth certificate. If you do not have a birth certificate you will need other documents to prove your birth.

7. A baptismal certificate is helpful. If you are baptised but have lost your baptismal certificate go to the church and ask for a copy. Churches keep the records of all baptisms.
8. If you are not baptised then other documents might help. These can be the clinic cards from when you were a baby, primary school letters, an old house permit showing your name, a letter from a chief of the area where you were born, or a letter from the owner of the farm where you were born.
9. If you have no birth certificate you may also be asked to provide proof that your parents were South African citizens. You could show their Reference Books or ID's, a marriage certificate, an old house permit, or death certificates. You may be asked to bring your most senior relative to the Home Affairs office with you.
10. If you have any difficulties with this, please ask for help from an advice office in your area or a monitor.

FREE  
SIMAHLA

WESTRO

# VOTING STATION



## **ENGLISH – VOTING STATION**

1. Show ID or voter card
2. Check hands
3. Mark hands
4. Get ballot paper
5. Make cross on ballot paper
6. Put ballot in box

## **AFRIKAANS – STEMLOKAAL**

1. Wys ID of kieserskaart
2. Ondersoek hande
3. Merk hande
4. Kry stembrief
5. Maak kruisie op stembrief
6. Plaas stembrief in stembus

## **SOTHO – SEBAKA SA DIKGETHO**

1. Botsa pasa (ID) kapa karata ya dikgetho
2. Sheba matsoho
3. Tshwaya matsoho
4. Thola mangolo a ho kgetha
5. Etsa sefapano lengolong la ho kgetha
6. Kenya lengolo la hao lebokosong la dikgetho

## **PEDI – SETISHI SA DIKGETHO**

1. Bontsha bohlatse ka pasa goba karata ya kgetho
2. Lekola matsogo
3. Thinta matsogo ka enke
4. Tsea pampiri ya kgetho
5. Dira sefapano se bjalo ka sekero
6. Phutha pampiri ya kgetho o e lahlele ka lepokising la kgetho

## **ZULU – ISIKHUNGO SOKUVOTA**

1. Veza umazisi wakho (ID) noma ikhadi lokuvota
2. Hlolwa izandla
3. Cwilisa izandla ku – inki
4. Thola iphepha lokuvota
5. Yenza isiphambano ephepheni lokuvota
6. Faka iphepha lokuvota ebhokisini

## **XHOSA – ISITISHI SOKUVOTELA**

1. Veza isazisi (ID) sakho okanye ikhadi lokuvota
2. Qwalasela izandla
3. Yenza uphawu ezandleni
4. Fumana amaphepha okuvota
5. Yenza u nxi (X) ephepheni lokuvota
6. Faka iphepha lakho lokuvota ebhokisini

## **TSWANA – DITULO TSA DIKGETHO**

1. Shupa lokwalo – tsupo (ID) kgotsa karata ya go vouta (tlhopa)
2. Seka – seka matsogo
3. Tshwaya matsogo
4. Tsaya pampiri ya go vouta (tlhopa)
5. Dira sefapano mo pampiring ya go vouta (tlhopa)
6. Letloleng la dingwalo tsa ditlhopo

## **TSONGO – XITICHI XO HLAWULELA**

1. Kombisa (ID) kumbe khadi yo hlawulela
2. Kambela mavoko
3. Fungha mavoko
4. Kuma papila ro hlawulela
5. Endla xihambano eka papila ro hlawulela
6. Nghenisa papila ro hlawulela endzeni ka bokisi

## **VENDA – TSHITITSHI TSHA KHETHO**

1. Kha vha sumbedze linwalo lavho la vhune (basa) kana garata ya u khetha
2. Kha vha sedze zwanda zwavho
3. Kha vha gandise zwanda zwavho
4. Kha vha humbele bammbiri la u khetha
5. Kha vha vhee tshifhambano kha bammbiri la u khetha
6. Jenisa bammbiri ya u khetha bokisini

### **A VEETU POSTER (VOTER EDUCATION AND ELECTIONS TRAINING UNIT)**